



OWL Wonders

My First Colors, Shapes & Sorting Book

Ages 2-3 · Printable Educator Workbook

16 pages · Color cover + print-friendly activity pages

Slow pacing · Big feelings · Joyful learning

Created for OWL Sing Together educator printables

Educator Guide

A first workbook for toddlers should be simple, visual, and adult-led. This book focuses on color, shape, size, matching, and one-attribute sorting with large spaces for coloring and circling.

Learning goals

- Identify familiar colors and basic shapes.
- Sort objects by one visible attribute.
- Build vocabulary through pointing and naming.
- Practice large-motor coloring and circling.

Use it this way

- Read directions aloud. Invite children to point, say, color, circle, trace, or draw at their own pace.
- Keep pages short and playful. For ages under 5, completing one page with joy matters more than finishing a packet.
- Offer crayons, chunky pencils, stickers, counters, and movement breaks. These pages are educator-led, not test pages.

Research base


1. CDC developmental milestones:
<https://www.cdc.gov/act-early/milestones/index.html>
2. Head Start ELOF:
<https://headstart.gov/school-readiness/article/head-start-early-learning-outcomes-framework>
3. NAEYC DAP principles:
<https://www.naeyc.org/resources/position-statements/dap/principles>
4. Reading Rockets phonological awareness:
<https://www.readingrockets.org/reading-101/reading-and-writing-basics/phonological-and-phonemic-awareness>
5. Common Core Kindergarten Math:
<https://www.thecorestandards.org/Math/Content/K/>



Color the big OWL with your favorite colors.

Name: _____


Date: _____



Color the OWL teal, amber, and brown.

Name: _____

Date: _____



Point to each shape. Color the circles.

Name: _____


Date: _____



circle



square



triangle



rectangle



oval



diamond



Color every square. Leave the others white.

Name: _____


Date: _____



circle



square



triangle



rectangle



oval



diamond



Draw a line to match the same shape.

Name: _____

Date: _____

circle

triangle

square

circle

triangle

rectangle

rectangle

square



Match the same color word.

Name: _____

Date: _____

red

green

blue

yellow

yellow

red

green

blue



Circle the group with more.

Name: _____

Date: _____



more

fewer

equal



more

fewer

equal



more

fewer

equal



more

fewer

equal



Count and circle 1, 2, or 3.

Name: _____

Date: _____

1



2



3



1



2



Circle the shape that is different.

Name: _____

Date: _____



circle



square



triangle



rectangle



oval



diamond



Big or small? Draw a line to the right word.

Name: _____

Date: _____

big owl **small**

small star **big**

big moon **small**


small leaf **big**



Color the calm garden for OWL.

Name: _____

Date: _____



Count the owls. Say the number.

Name: _____

Date: _____

1



2



3



2



1



Same or different? Match the pairs.

Name: _____

Date: _____

owl

leaf

star

owl

moon

star

leaf

moon



OWL Certificate



This certifies that

completed OWL Wonders: My First Colors, Shapes & Sorting Book

Every child belongs here.

Educator

Date

